



District Report Card: 2017


State: Kerala	District: Kollam
Class: 3	Subject: Language
Schools: 61	Students: 1114


Participation/Coverage


Students

GENDER 	Boys		Girls	
	Number	%	Number	%
	552	49.55	562	50.45

AREA 	Rural		Urban	
	Number	%	Number	%
	865	77.65	249	22.35

CATEGORY 	SC		ST		OBC		GEN	
	Number	%	Number	%	Number	%	Number	%
	248	22.26	8	0.72	655	58.80	203	18.22

CWSN 	LD	VI	HI	S&LD	ID	Oth
	2	2	0	4	8	3

Management 	Government		Government-aided	
	Number	%	Number	%
	640	57.45	474	42.55

Average Performance of Students in Language (%)

Overall	Gender		Area		Management		Social Group			
	Male	Female	Rural	Urban	Govt.	Aided	SC	ST	OBC	GEN
78.05	78.15	77.95	77.69	79.30	78.47	77.48	76.40	63.33	78.13	80.39

Performance on Learning Outcomes (LOs)

Learning Outcomes	Description	Average Performance(%)
L304	Reads small texts with comprehension i.e., identifies main ideas, details, sequence and draws conclusions	76.89
L312	Reads printed scripts on the classroom walls: poems, posters, charts etc.	80.38

Range of Performance of Students who Answered Correctly							
Below 30%		30% - 50%		50% - 75%		Above 75%	
Number	%	Number	%	Number	%	Number	%
20	1.80	72	6.46	348	31.24	674	60.50

Lowest Performing Learning Outcomes (LOs)

- 1 - Reads small texts with comprehension i.e., identifies main ideas, details, sequence and draws conclusions (76.89)
- 2 - Reads printed scripts on the classroom walls: poems, posters, charts etc. (80.38)